



HiFinity

Your dream come true...

R
REYNAERS
aluminium



Ultimate design freedom.

Available in a wide variety of configurations with open or glass corners, large and connected glass panels, motorised sashes, pockets and alternative threshold solutions, HiFinity can wrap itself around any building. And for the most challenging requests you can rely on our project department to design and deliver a bespoke solution, tailored to your needs.

Ultimate luxury.

Designed to be invisible when you want it to be, but a closer look will reveal the high attention to detail. The excellent performances allow the system to be implemented equally comfortable in a residential suburban home as in a high-rise hotel near the seaside.

Ultimate solution.

All of this, in combination with the high energy performance and the minimalistic look, makes this product the go-to solution for low-energy contemporary architecture.



EXPERTISE

HiFinity's field of application is very broad, from residential homes to large high-rise towers. Years of experience in the field have increased our project knowhow and resulted in significant upgrades to the system, improving the experience for everyone involved, from architect to home owner.

INFINITE VIEWS

By integrating the aluminium profiles into the walls, the glass surfaces are extending from floor to ceiling, creating the ultimate minimalistic appearance, giving you a view without boundaries. The Floor Finish solution lets the threshold disappear below the flooring.

HI-END PERFORMANCES

HiFinity is not only an elegant architectural product. It has the performances to back up the ambitions of being a full-fledged sliding system, capable of being used anywhere, even in challenging environments.

MAXIMUM COMFORT

Linking multiple sliders to each other and a domotics system is easy with our thoroughly tested plug-and-play motor design. It enables the use of large, heavy sashes, with guaranteed optimum convenience during use. These large glass areas maximise the incoming light through the facade, creating a comfortable and spacious feeling inside.




OPEN CORNER

A creative corner solution makes it possible to open up spaces without any fixed corner element. When the sliding door is open, the corner is entirely free, offering a unique solution for application in places where access to the exterior adds particular value, expanding the living area, e.g. residential homes, penthouses, holiday homes and hotels.



FLYSCREEN

HiFinity now comes with a Flyscreen option, providing even more comfort. The main benefit of this Flyscreen is that it is completely concealed inside the vertical frame when not in use, preserving the clean lines you chose HiFinity for in the first place.



PROFILE FINISH



FLOOR FINISH

ZERO THRESHOLD






HiFinity is always a zero threshold solution, but we also offer 2 alternatives:

PROFILE FINISH, lets you cover the track area, so the floor level remains the same everywhere, which is especially useful with multitrack solutions. **FLOOR FINISH**, lets you completely erase the system boundaries, by continuing the flooring on top of the system. When the door is opened, the bottom profile 'disappears'.

TECHNICAL CHARACTERISTICS

Variants		DOUBLE GLAZING	TRIPLE GLAZING
Height	Build-in frame	68 mm / 100 mm	
Visible width / height	Vent	8 mm / 10 mm	
	Meeting section	35 mm	
	Meeting section 4 doors	67 mm / 69 mm	
	Wall	35 mm	
Overall system depth	Frame	Duo Rail : 148 mm 3-Rail : 236.5 mm	Duo Rail : 180 mm 3-Rail : 284.5 mm
	Vent	44 mm	60 mm
Maximal element height		4000 mm	
Maximal weight	Manual vent	300 kg	
	Motorized vent	750 kg	
	Fixed glass pane	1200 kg	
Glass thickness		36.5-38.5 mm	52.5-54.5 mm
Glazing method		Structural glazing (sliding) + Standard glazing (fixed)	
Thermal insulation		52 mm fibreglass reinforced polyamide strips	

PERFORMANCES

	ENERGY											
	Thermal Insulation ⁽¹⁾ EN ISO 10077-2	Uf-value down to 1.4 W/m²K, depending on the frame/vent combination.										
	COMFORT											
	Air tightness, max. test pressure ⁽²⁾ EN 1026; EN 12207	1 (150 Pa)		2 (300 Pa)		3 (600 Pa)		4 (600 Pa)				
	Water tightness ⁽³⁾ EN 1027; EN 12208	1A (0 Pa)	2A (50 Pa)	3A (100 Pa)	4A (150 Pa)	5A (200 Pa)	6A (250 Pa)	7A (300 Pa)	8A (450 Pa)	9A (600 Pa)	E750 (750 Pa)	
	Wind load resistance, max. test pressure ⁽⁴⁾ EN 12211; EN 12210	1 (400 Pa)		2 (800 Pa)		3 (1200 Pa)		4 (1600 Pa)		5 (2000 Pa)		Exxx (> 2000 Pa)
	Wind load resistance to frontal deflection EN 12211; EN 12210	A (≤ 1/150)				B (≤ 1/200)			C (≤ 1/300)			
	SAFETY											
	Burglar resistance ⁽⁵⁾ EN 1628-EN 1630; EN 1627	RC 1				RC 2 ⁽⁶⁾			RC 3			

This table shows classes and values of performances, which can be achieved for specific configurations and opening types.

(1) The Uf-value measures the heat flow. The lower the Uf-value, the better the thermal insulation of the frame.

(2) The air tightness test measures the volume of air that would pass through a closed window at a certain air pressure.

(3) The water tightness testing involves applying a uniform water spray at increasing air pressure until water penetrates the window.

(4) The wind load resistance is a measure of the profile's structural strength, tested by applying increasing levels of air pressure to simulate the wind force.

(5) The burglar resistance is tested by static and dynamic loads, as well as by simulated attempts to break in using specified tools.

(6) Only for motorized.